

EASY PAYMENT USER GUIDE INTERNET

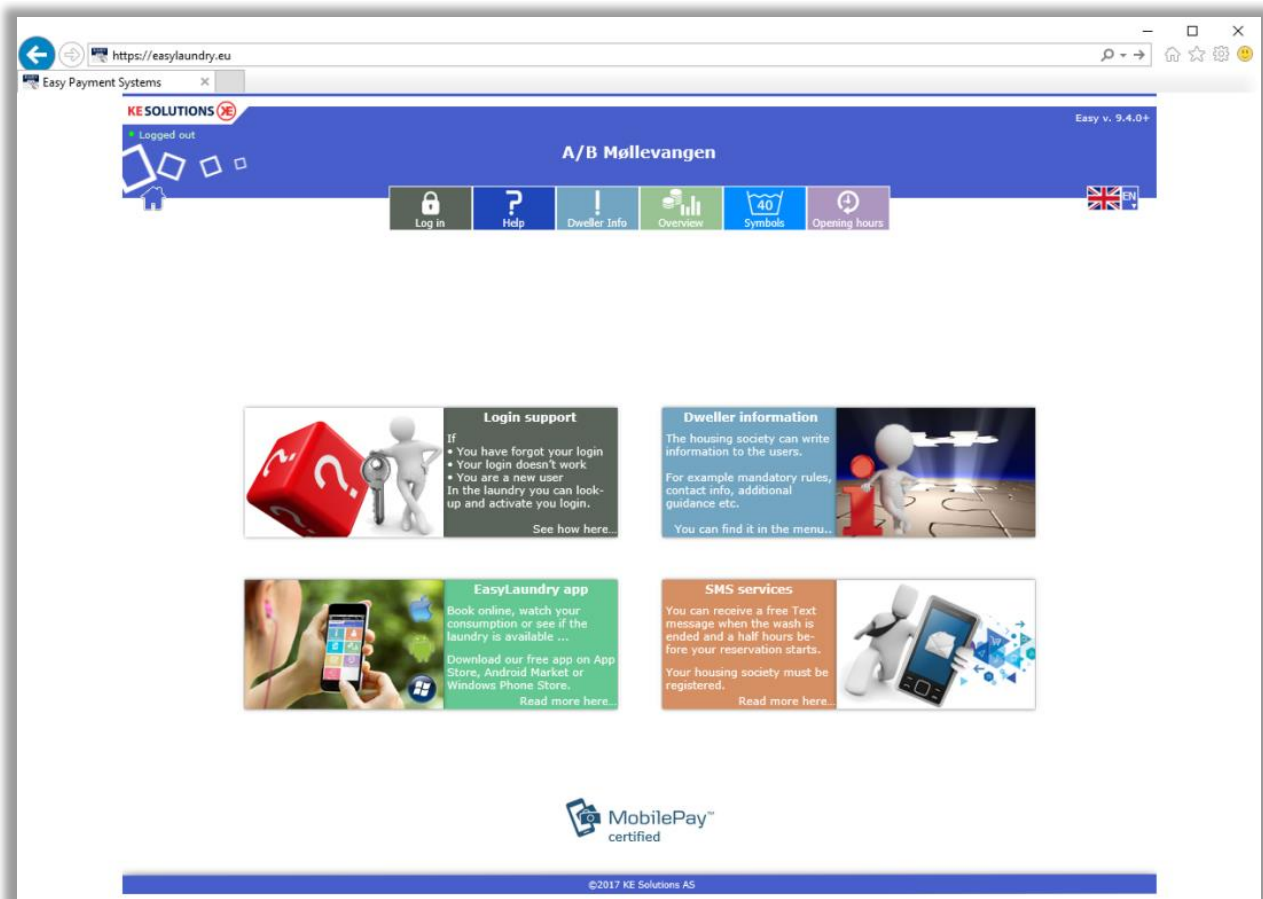
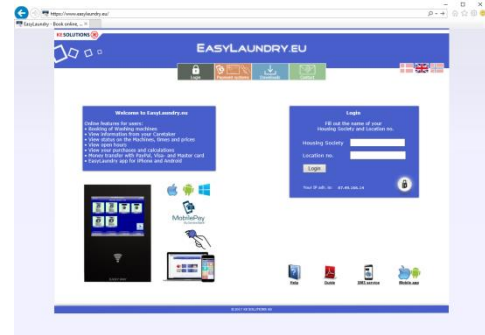


User interface on the Internet

• EasyLaundry.eu

Visit www.easylaundry.eu, click Login and enter the Housing society name and place no. and you are being redirected to the Laundries Internet interface.

- This can also be performed on smart phones



• User interface

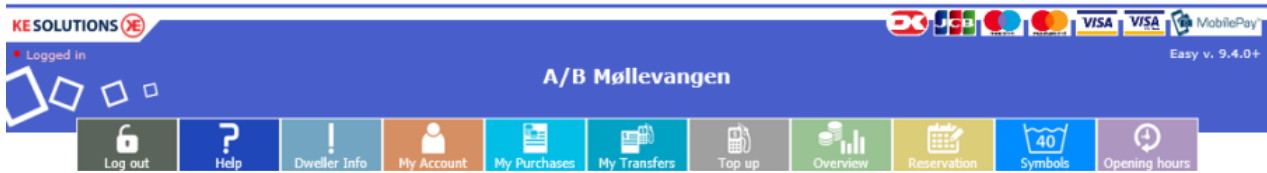
The menu in the top of the page will show only a few options available until you log in. When you're logged in, the menu will fold out and show the possibilities at your location. Different languages can be chosen in the right side of the menu.

Be aware of your "pop up blocker" (if you have any), it might conflict with the booking calendar.

• Compatibility requirements

Microsoft I.E., Google Chrome, Firefox and Safari are supported - Highest version is recommended. Monitor resolution on at least 1280x720px for best user experience. Smart phone resolutions requires only 320x480px.

User menu



Login

Fill in your Login

Username

Password

• Login

Fill in username and password to login. You find the login details in the laundry. Just load your laundry tag on the payment system and click on the button called "my account", now they will be displayed on the screen. Same procedure if you forget ex. password.

• Help

Users can get help to make reservations and explaining for the user menu and download guides.


• Dweller Info


You can read information from the property master e.g. guidelines or events.


• My account


Your card/tag details are displayed and you can change your password. APP ID is used for our EasyLaundry app for iPhone's and Android phones. If available, some SMS text message service options can be set. Your mobile no. and which type of messages you would like to receive. »Block my card/tag« is useful if you lose your laundry tag, just click on the button and it will be blocked. you login will be blocked as well.

My Account

	My tag/card ID	
	Flat no.	60001
	Dweller no.	255
	Card no.	1

	Have you lost your tag/card?	
	Click to block =>	<input type="button" value="Block now"/>

	My login	
	App ID	VUXRWXOTTXOR
	Username	60001
	Password	<input type="button" value="Change"/>

	SMS service	Fill in
	My mobile no.	+45 <input style="width: 80%;" type="text" value="22556795"/>
	Text message at reservation	<input checked="" type="radio"/> Yes <input type="radio"/> No
	Text message at ended	Wash + Dryer <input type="button" value="v"/>

• **My purchases**

Users can follow their purchases within a selected period using the calendar buttons.

Purchase date, purchased machinery, and the price displayed in a table.

Click 'Calculate consumption', a window pops and displays the total consumption for the selected period.

At cash systems the current balance I showed at the top of the page..

My Purchases

From date Prev. month This month

To date Prev. month This month

Purchase time	Machine	Price
07-02-2018 15:11:20	WASH 2	10,00 kr.
07-02-2018 15:11:28	WASH 3	10,00 kr.
07-02-2018 15:11:38	DRYER 2	10,00 kr.
08-02-2018 07:55:34	WASH 3	10,00 kr.
08-02-2018 07:55:41	DRYER 2	5,00 kr.

Your calculated consumption

A/B Hassel

Flat no.: 60001
 From date: 1/2-2018
 To date: 8/2-2018
Consumption: 45,00 kr.

• **My Transfers (cash systems only)**

This lists all pending and completed transfers.

A new/pending transfer will be completed the next time the user loads his chip card / tag.

Type Admin is a transfer made by the administrator or property master / caretaker.

Type DK and PayPal is a transfer user has made via payment card.

My Transfers

New Transfers
(Moves to completed transfers, when you load your tag/card in the payment system)

Creation date	User no.	Amount DKK	Trans. ID	Type
21-06-2017 14:24:00	60001	105 kr.	1781248926	DIBS

Completed Transfers

Creation date	Transfer date	User no.	Amount DKK	Trans. ID	Type
02-06-2017 12:38:00	14-06-2017 14:38:33	60001	112 kr.	1757815688	DIBS
02-06-2017 12:06:00	14-06-2017 14:38:33	60001	111 kr.	1757763559	DIBS

• **Reservation /booking**

After login you can make reservations just by clicking on »BOOK« at the wanted group and time.

The booking page is built the same way as in the terminal with the same booking group names.

- by the calendar buttons you can select another day and month.

When a booking is selected, it must be approved by clicking on the 'Order'. Then change the text order to the user's flat no. Be aware that max. number of reservations can be configured to ex. max. 4.

A booked reservation can be erased again by click on »Delete« that appears at reserved time.

You can also search on the next 15 available times ex. after 3:00pm.

Reservation

Date This month Next month

Search for the next 15 unoccupied times

My reservations

Max. 4 bookings - Deposit: 0,00 kr.

Time	Wash 1 + 2	Dryer 1
at 07:00	-	-
at 09:00	09:00 - 11:00	10:00 - 12:00
at 11:00	11:00 - 13:00	12:00 - 14:00
at 13:00	13:00 - 15:00	14:00 - 16:00
at 15:00	15:00 - 17:00	16:00 - 18:00
at 17:00	17:00 - 19:00	18:00 - 20:00
at 19:00	60001 Delete	20:00 - 22:00

Reservation

Date This month Next month

Search for the next 15 unoccupied times

My reservations

Max. 4 bookings - Deposit: 0,00 kr.

Date	Group	Time	
08/02-2018	Wash 1 + 2	at 15:00	Book
08/02-2018	Dryer 1	at 15:00	Book
08/02-2018	Wash 1 + 2	at 17:00	Book
08/02-2018	Dryer 1	at 17:00	Book
08/02-2018	Dryer 1	at 19:00	Book
09/02-2018	Wash 1 + 2	at 15:00	Book
09/02-2018	Dryer 1	at 15:00	Book
09/02-2018	Wash 1 + 2	at 19:00	Book
09/02-2018	Dryer 1	at 19:00	Book
10/02-2018	Wash 1 + 2	at 15:00	Book
10/02-2018	Dryer 1	at 15:00	Book
10/02-2018	Wash 1 + 2	at 17:00	Book
10/02-2018	Dryer 1	at 17:00	Book
10/02-2018	Wash 1 + 2	at 19:00	Book
10/02-2018	Dryer 1	at 19:00	Book


• Overview

- The machine status from the Laundry can be read in “real time”.
- **Machine:** The name is the same as at the screen in the Laundry
- **Price:** You can see the price for the specific machine
- **Status** have 4 options - Ready, Busy, Reserved and Closed
- **Remaining** is the time there is left on a busy machine. Be aware of some inaccuracy on washing machines.
- **Start time** is the time a busy machine has been started.

Overview - Prices and status				
				
Machine	Price	Status	Remaining	Started
WASH 1	*** >	in 9 min.	-	
WASH 2	*** >	in 9 min.	-	
WASH 3	*** >	Ready	-	
WASH 4	*** >	Ready	-	
WASH 5	*** >	Busy	12 min.	at 07:41
WASH 6	*** >	Ready	-	
DRYER 7	3,00 kr.	Ready	-	
DRYER 8	3,00 kr.	Ready	-	
DRYER 9	3,00 kr.	Ready	-	

• Opening hours

Opening hours for all days in the week

Opening hours	
	
Monday	07:00 - 21:00
Tuesday	07:00 - 21:00
Wednesday	07:00 - 21:00
Thursday	07:00 - 21:00
Friday	07:00 - 21:00
Saturday	Open 24h.
Sunday	07:00 - 21:00
Holidays	07:00 - 21:00

• Symbols

Explaining for all washing symbols there can be found in the Laundry and clothes.

• Log out

Log out after use.

• **Top-up an amount** (cash systems with DiBS, PayPal or Ideal payment gateway)

Users can transfer amount to their chip card/tag by a Debit or credit card.

- Different types cards are available (depends of the payment gateway).

You will be guided through the transfer. It's just like an ordinary Internet shopping.

- Click on »Top up« in the menu

In the top you can see which cards there are supported.

First time you make a transfer, you need to fill in an e-mail address. The system will remember it to the next time.

- Click »Next«

The amount will be deducted from your credit card and deposited to your user account immediately and can be used in **A/B Møllevangen**

Select or fill in the amount you want to transfer.

- Click »Checkout«

The amount will be deducted from your credit card and deposited to your user account immediately and can be used in **A/B Møllevangen**

Select the credit card you want to use ex. Visa card.

Fill in the card details.

- Click »Validate payment«

After a few seconds the payment is approved and you will see a order confirmation.

Important:

If you just get a payment approved page then you must click on the »Next« button to show the order confirmation/receipt.

The transferred amount can now be seen in »My Transfers«

• **Order card/tag**

New users can order chip card/tag, pay for it by credit card.

Users may not be logged in.

You receive login details by e-mail after the purchase.

The procedure is like above. You'll be guided through.

Order date:	09-02-2018 10:19:01
Order ID:	2064188575
Order status:	Completed and delivered
Transferred amount:	200,00 kr. (DKK)
Card fee:	0,00 kr. (DKK)
Amount deducted from credit card: Total 200,00 kr. (DKK)	

The amount is deposited to your user account: 60001 and can be used in: **A/B Møllevangen**
A receipt has been sent to your e-mail

EasyLaundry app

The EasyLaundry app is available in App Store and Google Play - free of charge
 You will find a link online on the main page.

You only have to do the settings once. App id, username and password will be saved in the app. Booking of washing time is just a few clicks away.

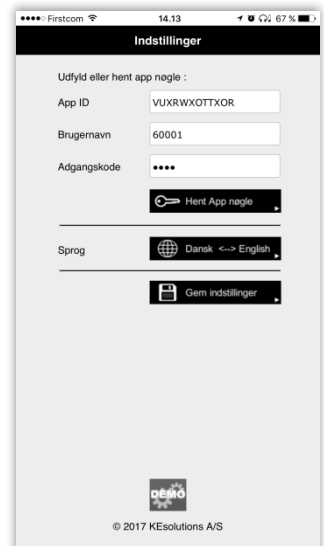

Before using the app, do the following:

1: Load your laundry tag on the payment system in the laundry, click on the "My Account" button, click on "create app key" and fill in your phone number.

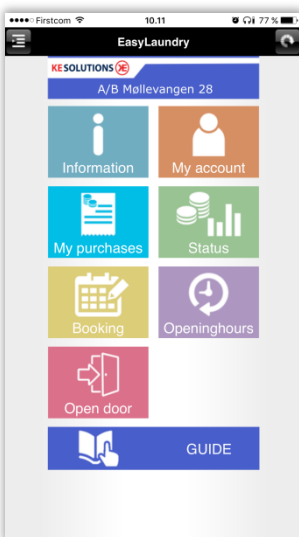
2: Open the app on your phone and press the "download app key" button, fill in your phone number again and press the "download app key" button. Then the app ID, username and password are retrieved into the app and it's ready for use.

Press the "GEM/Save" button.

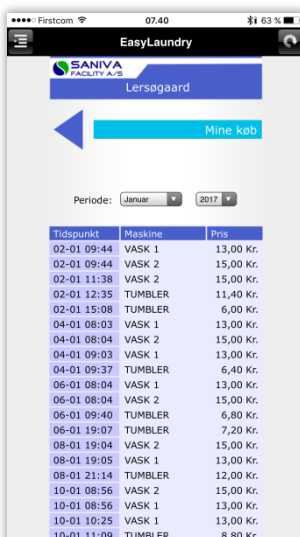
You can choose between Danish and English language.
 If you change your password, then it must also be changed in the app settings.



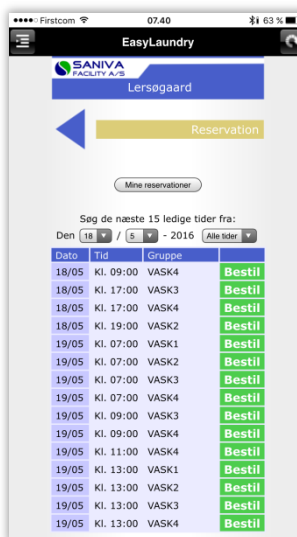
Menu



My purchases



Reservation/booking



Overview and status

